CONSORCIO EVOLET
NIT 901784507-4

ANEXO AT5

Planos estructurales Columnas

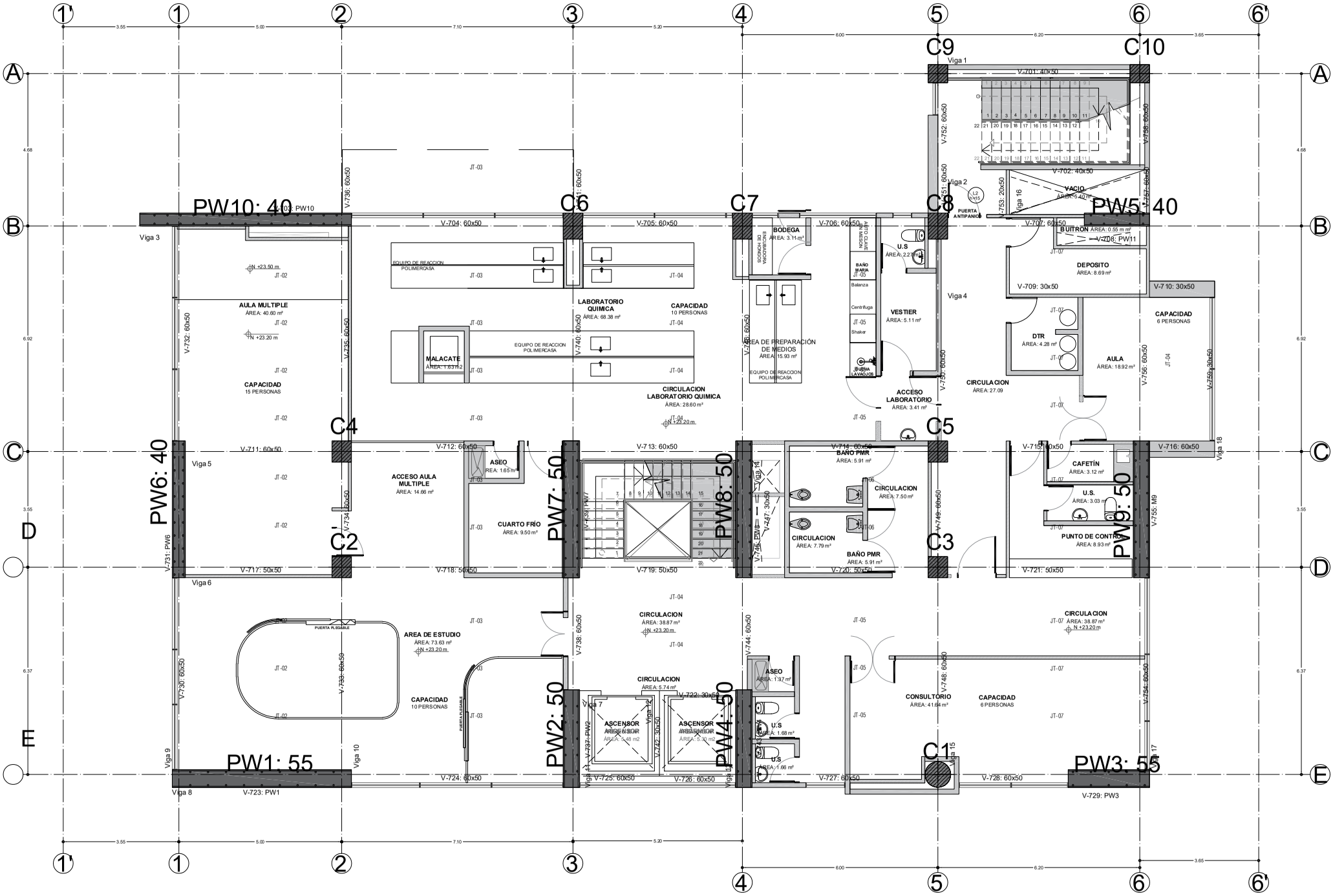

OCTAVO PISO
NIVEL: +27.10M

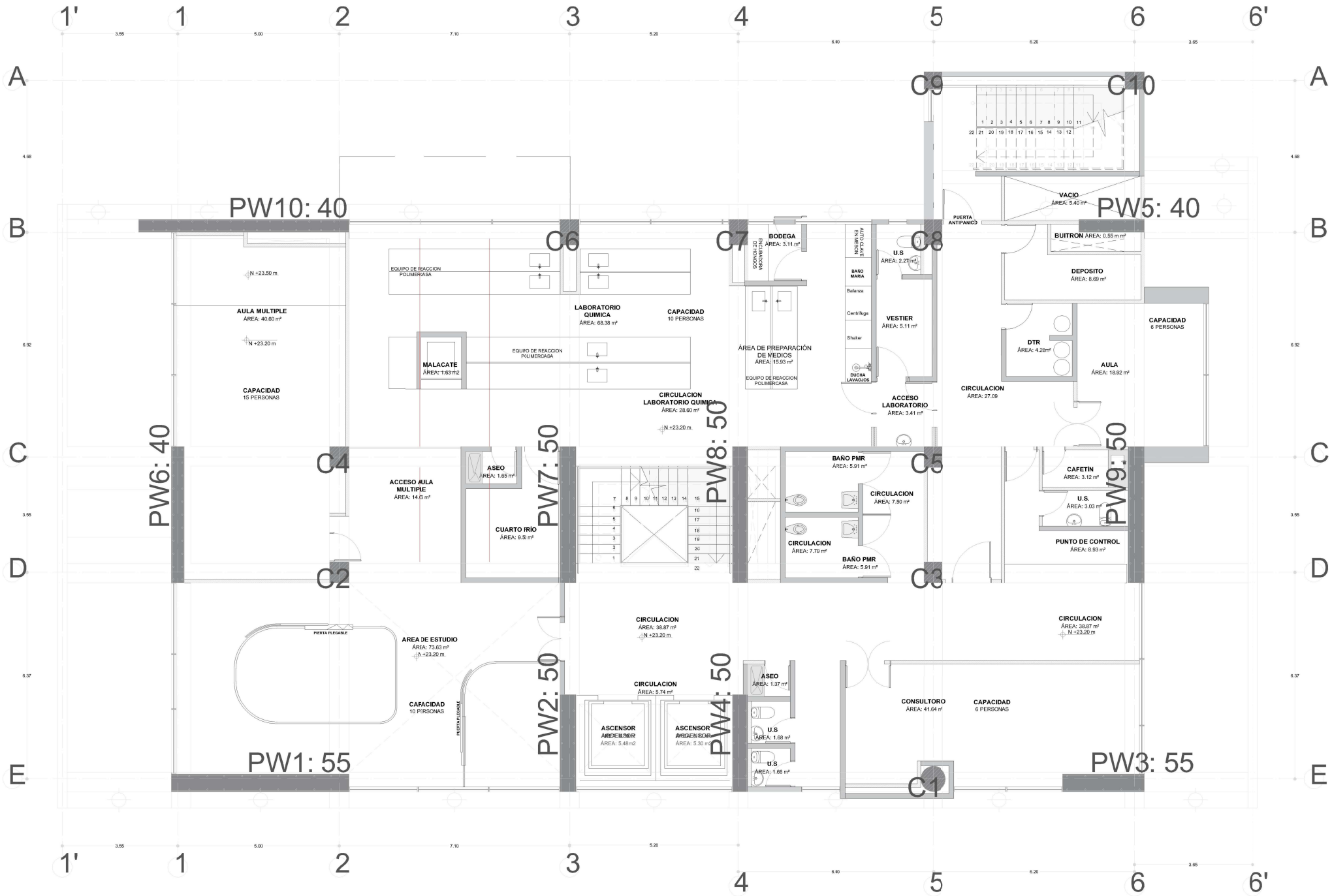

SEPTIMO PISO
Nivel+23.2

C1

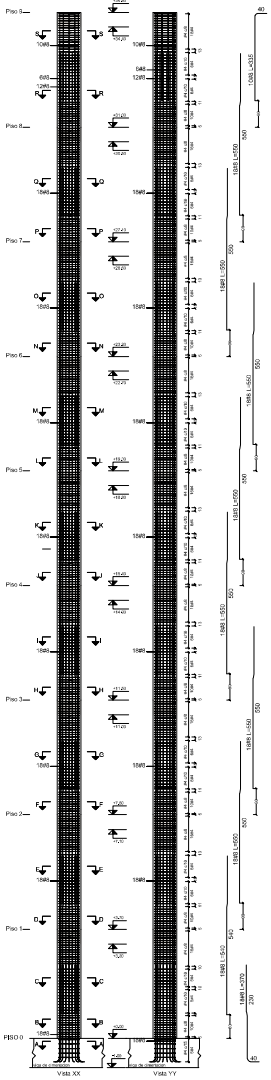

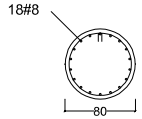

18#8

Sección A-A, B-B, D-D, F-F, H-H, J-J, L-L, N-N y P-P

#4c/10 L=244

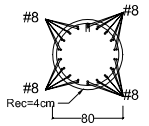

36#8

Sección C-C, E-E, G-G, I-I, K-K, M-M, O-O y Q-Q

#4c/10 L=244

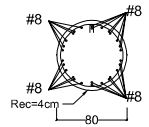

28#8

Sección R-R

#4c/10 L=244

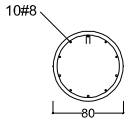

10#8

Sección S-S

#4c/10 L=244

C2=C4=C5

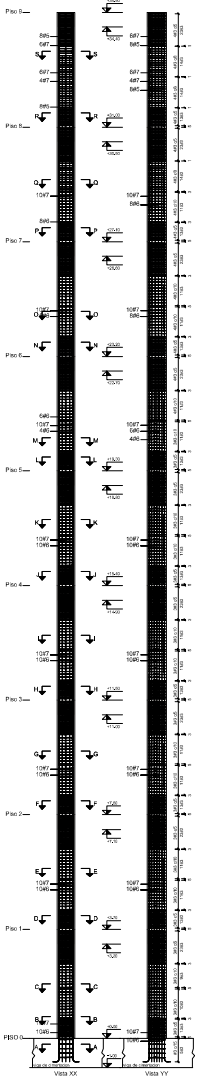

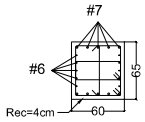

10#7
10#6

#3c/10 L=235

#3c/10 L=162

#3c/10 L=73

Sección A-A, B-B, D-D, F-F, H-H, J-J y L-L

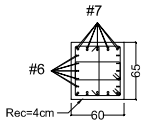

20#7
20#6

#3c/10 L=235

#3c/10 L=162

#3c/10 L=73

Sección C-C, E-E, G-G, I-I y K-K

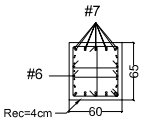

20#7
18#6

#3c/10 L=235

#3c/10 L=73

#3c/10 L=68

Sección M-M

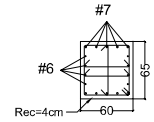

10#7
8#6

#3c/10 L=235

#3c/10 L=73

#3c/10 L=68

Sección N-N y P-P

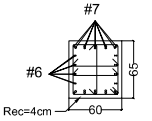

20#7
16#6

#3c/10 L=235

#3c/10 L=73

#3c/10 L=68

Sección O-O

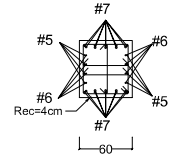

8#5
20#7
8#6

#3c/8 L=235

#3c/8 L=73

#3c/8 L=68

Sección Q-Q

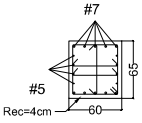

10#7
8#5

#3c/8 L=235

#3c/8 L=73

#3c/8 L=68

Sección R-R

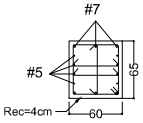

6#7
8#5

#3c/8 L=235

#3c/8 L=73

#3c/8 L=68

Sección S-S

C3

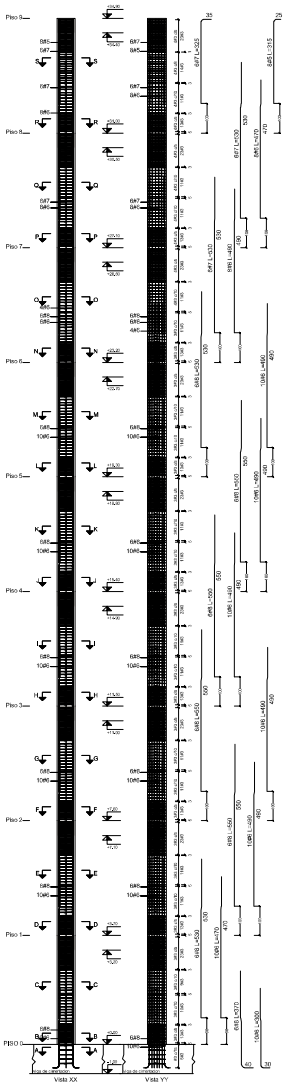
Piso 9
Piso 8
Piso 7
Piso 6
Piso 5
Piso 4
Piso 3
Piso 2
Piso 1
PISO 0
Vista XX
Vista YY

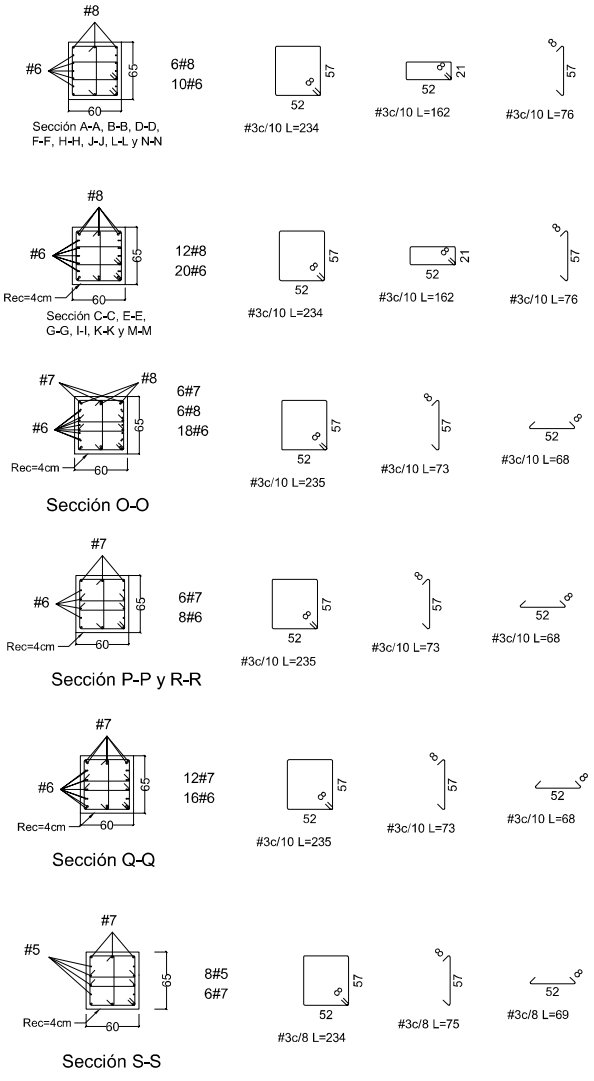
#8
#6
65
60
6#8
10#6
Sección A-A, B-B, D-D, F-F, H-H, J-J, L-L y N-N
#3c/10 L=234
#3c/10 L=162
#3c/10 L=76
#8
#6
65
Rec=4cm
60
12#8
20#6
Sección C-C, E-E, G-G, I-I, K-K y M-M
#3c/10 L=234
#3c/10 L=162
#3c/10 L=76
#7
#8
#6
65
Rec=4cm
60
6#7
6#8
18#6
Sección O-O
#3c/10 L=235
#3c/10 L=73
#3c/10 L=68
#7
#6
65
Rec=4cm
60
6#7
8#6
Sección P-P y R-R
#3c/10 L=235
#3c/10 L=73
#3c/10 L=68
#7
#6
65
Rec=4cm
60
12#7
16#6
Sección Q-Q
#3c/10 L=235
#3c/10 L=73
#3c/10 L=68
#7
#5
65
Rec=4cm
60
8#5
6#7
Sección S-S
#3c/8 L=234
#3c/8 L=75
#3c/8 L=69

C6=C7=C8

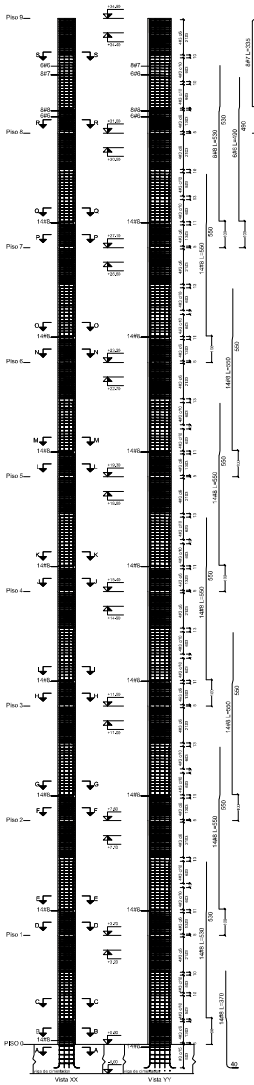
Piso 9
Piso 8
Piso 7
Piso 6
Piso 5
Piso 4
Piso 3
Piso 2
Piso 1
PISO 0
Vista XX
Vista YY

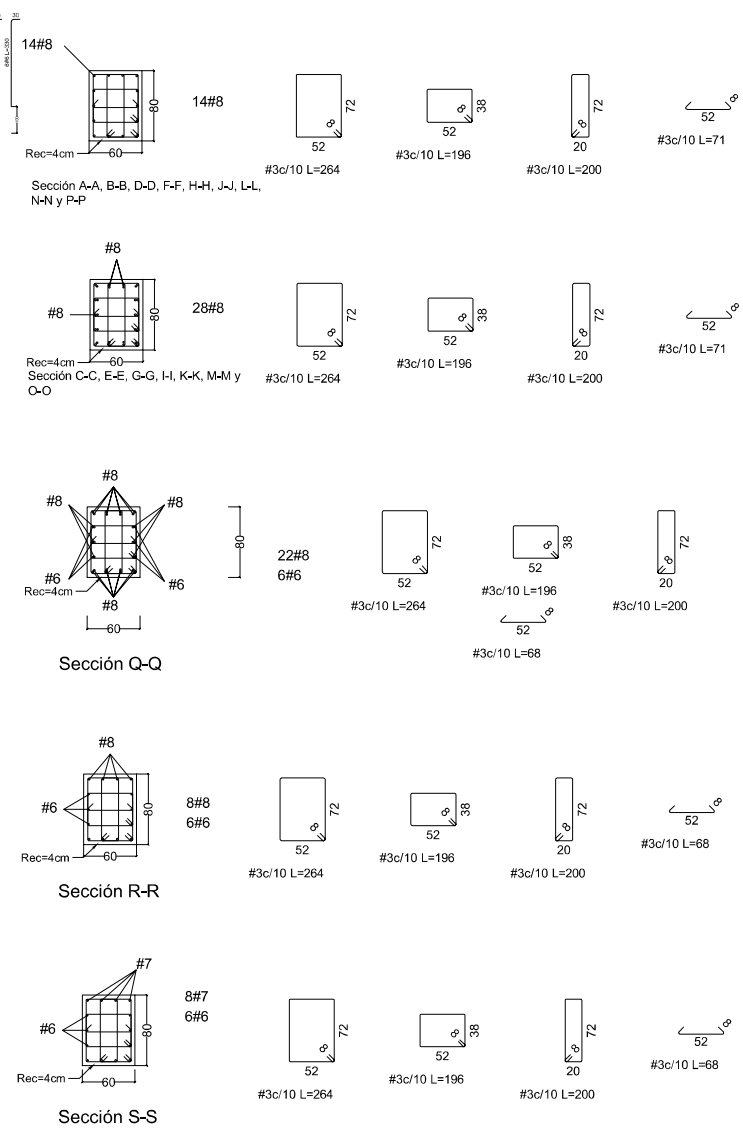
14#8
80
Rec=4cm
60
14#8
Sección A-A, B-B, D-D, F-F, H-H, J-J, L-L, N-N y P-P
#3c/10 L=264
#3c/10 L=196
#3c/10 L=200
#3c/10 L=71
#8
#8
80
Rec=4cm
60
28#8
Sección C-C, E-E, G-G, I-I, K-K, M-M y O-O
#3c/10 L=264
#3c/10 L=196
#3c/10 L=200
#3c/10 L=71
#8
#8
#8
#6
#6
#8
Rec=4cm
80
60
22#8
6#6
Sección Q-Q
#3c/10 L=264
#3c/10 L=196
#3c/10 L=68
#3c/10 L=200
#8
#6
80
Rec=4cm
60
8#8
6#6
Sección R-R
#3c/10 L=264
#3c/10 L=196
#3c/10 L=200
#3c/10 L=68
#7
#6
80
Rec=4cm
60
8#7
6#6
Sección S-S
#3c/10 L=264
#3c/10 L=196
#3c/10 L=200
#3c/10 L=68

C9=C10

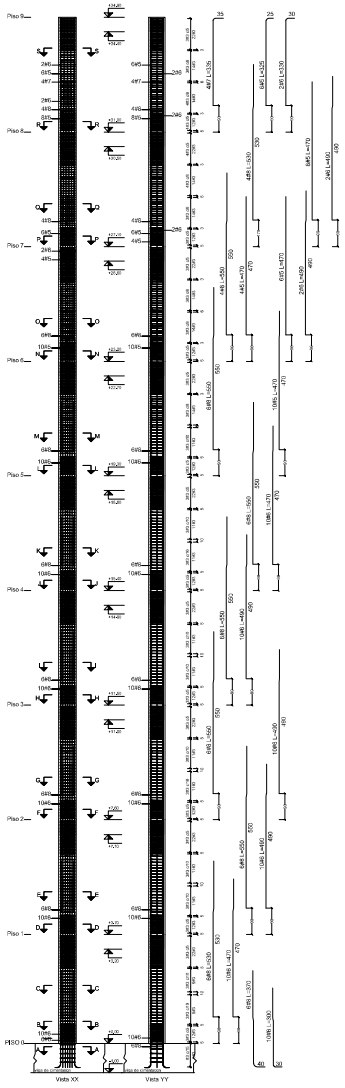

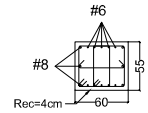

6#8
10#6

#3c/10 L=214

#3c/10 L=150

#3c/10 L=71

Sección A-A, B-B, D-D, F-F, H-H, J-J y L-L

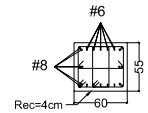

12#8
20#6

#3c/10 L=214

#3c/10 L=150

#3c/10 L=71

Sección C-C, E-E, G-G, I-I y K-K

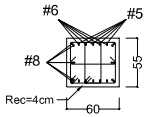

10#5
12#8
10#6

#3c/8 L=214

#3c/8 L=150

#3c/8 L=71

Sección M-M

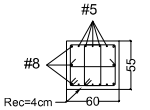

6#8
10#5

#3c/8 L=214

#3c/8 L=150

#3c/8 L=71

Sección N-N

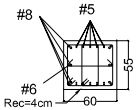

2#6
10#8
20#5

#3c/8 L=214

#3c/8 L=150

#3c/8 L=70

Sección O-O

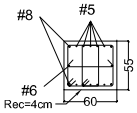

2#6
4#8
10#5

#3c/8 L=214

#3c/8 L=150

#3c/8 L=70

Sección P-P

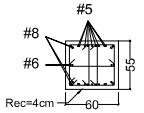

4#6
8#8
18#5

#3c/8 L=214

#3c/8 L=64

#3c/8 L=70

Sección Q-Q

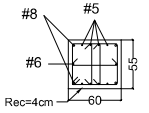

2#6
4#8
8#5

#3c/8 L=214

#3c/8 L=64

#3c/8 L=70

Sección R-R

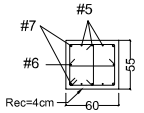

2#6
6#5
4#7

#3c/8 L=214

#3c/8 L=64

#3c/8 L=70

Sección S-S

BARRAS DE REFUERZO PRINCIPAL
DIMENSIONES PARA EL DOBLAMIENTO DE GANCHOS ESTANDAR

DESIGNACION DE LA BARRA	Ø	DIMENSIONES EN mm			
		r	d	c	TOTAL
# 2	1/4"	50	50	100	150
# 3	3/8"	50	50	100	150
# 4	1/2"	100	50	150	200
# 5	5/8"	100	60	190	250
# 6	3/4"	100	80	220	300
# 7	7/8"	100	100	250	350
# 8	1"	100	100	300	400

BARRAS DE REFUERZO TRANSVERSAL (ESTRIBOS)
DIMENSIONES PARA EL DOBLAMIENTO DE GANCHOS ESTANDAR

DESIGNACION DE LA BARRA	Ø	DIMENSIONES EN mm			
		r	d	c	TOTAL
# 2	1/4"	50	50	100	150
# 3	3/8"	50	50	100	150
# 4	1/2"	100	50	150	200
# 5	5/8"	100	60	190	250

LONGITUDES DE TRASLAPO
f'c =28 MPa f'y = 420 MPa

BARRA		Columnas
BARRA	Ø	cm
# 2	1/4"	32
# 3	3/8"	50
# 4	1/2"	65
# 5	5/8"	80
# 6	3/4"	95
# 7	7/8"	135
# 8	1"	155